

PFEW Pay and Morale Survey 2020 South Wales Police

Author: Nicola Chandler

Police Federation of England and Wales

Security classification	<input checked="" type="checkbox"/> Not protectively marked	May be published openly / immediately
	<input type="checkbox"/> Protected	Review whether broader publication
	<input type="checkbox"/> Restricted	Not for open publication. Restricted to:
	<input type="checkbox"/> Confidential	

CONTENTS

EXECUTIVE SUMMARY	3
INTRODUCTION.....	5
RESPONSE RATE AND RESPONDENTS	5
REPRESENTATIVENESS	5
CURRENT EVENTS.....	7
THE COVID-19 CRISIS.....	7
THE 20,000 OFFICER UPLIFT.....	9
PAY AND REMUNERATION.....	10
COST OF LIVING.....	10
SATISFACTION WITH PAY	12
MORALE	13
REASONS FOR LOW MORALE.....	15
ATTITUDES TOWARDS THE POLICE	16
FAIR TREATMENT	18
INTENTION TO LEAVE.....	20
REASONS FOR INTENDING TO LEAVE THE POLICE SERVICE.....	22
NOTE FOR BRANCH BOARDS.....	23

EXECUTIVE SUMMARY

Respondents and Response Rate

- 921 responses were received from South Wales Police, representing a response rate of around 31% (based on July 2020 Home Office figures of officer headcount).

COVID-19

- 46% of respondents from South Wales Police said that their force has managed officers well during the COVID-19 crisis.
- 33% of respondents from South Wales Police said that they have not received adequate training on the COVID-19 crisis from their force; 36% said that they have received adequate training on the COVID-19 crisis from their force.
- 46% of respondents from South Wales Police told us that they have had access to adequate PPE when necessary during the COVID-19 crisis; 35% said that they have not had access to adequate PPE when necessary during the COVID-19 crisis.

20,000 Uplift

- 30% of respondents from South Wales Police said that their force will be able to recruit the number of officers they have been allocated for the uplift.

Pay and Remuneration

- 67% of respondents from South Wales Police said that they are dissatisfied with their overall remuneration (including basic pay and allowances).
- 38% of respondents from South Wales Police reported worrying about the state of their personal finances every day or almost every day.
- 53% of respondents from South Wales Police felt that they were worse off financially than they were five years ago.
- 7% of respondents from South Wales Police reported never or almost never having enough money to cover all their essentials.

Morale

- 47% of respondents from South Wales Police told us that their morale is currently low.
- 74% of respondents from South Wales Police felt that morale within the force is currently low.
- 57% of respondents from South Wales Police said that they would not recommend joining the police to others.

- 9% of respondents from South Wales Police told us that they had an intention to leave the police service either within the next 2 years or as soon as possible.

INTRODUCTION

The PFEW Pay and Morale Survey obtains federated rank members' views on their pay and conditions, as well as their attitudes to their work and the police service in general. The Pay and Morale survey is one of the largest annual surveys of police officers conducted within England and Wales and has been conducted each year since 2014.

This report provides a summary of responses to the PFEW Pay and Morale Survey received from respondents within South Wales Police in 2020. Where appropriate, details of overall responses for the police service as a whole are also presented¹.

RESPONSE RATE AND RESPONDENTS

921 responses were received from South Wales Police, representing a response rate of around 31% (based on July 2020 Home Office figures of officer headcount). The national response rate for the 2020 survey was approximately 20% of all federated rank officers in England and Wales. Last year's response rate for South Wales Police was 25%. Please bear this in mind when making comparisons with last year's findings.

REPRESENTATIVENESS

In order to calculate whether the sample size is representative, it is necessary to take the population size into account, along with the margin of error and the confidence level. In essence, the margin of error measures the maximum amount by which the results from the sample are expected to differ from those of the actual population and is calculated using the sample size (the number of responses from federated rank officers in South Wales Police), the population size (the total number of federated rank officers in South Wales Police) and the confidence level.

The smaller the margin of error, the more confident we can be that the results are representative of the overall sample. For example: If 60% of respondents answered 'Yes' to one of the survey questions and the margin of error is 5%, we can estimate that 55% - 65% of the whole population would answer the same if asked.

If the margin of error is less than 5%, it can be considered to be within the normal bounds of academic rigour. The margin of error for this report has been calculated, and at a 95% confidence level, this report has a margin of error of 3%.

¹ Data were weighted at a national level on the basis of respondents' force to ensure that each force were proportionally represented within the national sample; no weightings were applied at a force level. More information about weightings can be found in the 2020 Technical Annex R076/2020.

Overall in England and Wales, 1102 survey respondents declined to state which force they belonged to. The responses from these officers have been included within the national data but are excluded from force-level analysis.

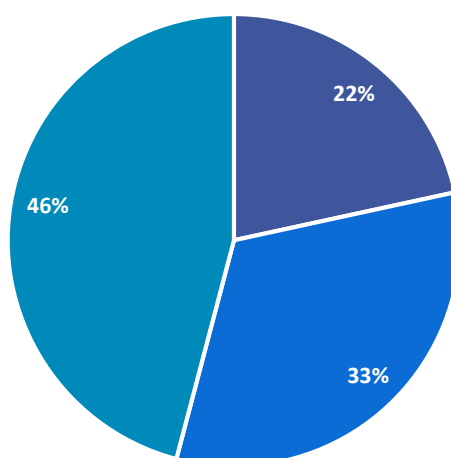
73% of responses from South Wales Police were received from male officers and 27% of responses were from female officers. 64% of respondents were Constables, 27% were Sergeants, 7% were Inspectors and 2% were Chief Inspectors.

CURRENT EVENTS

THE COVID-19 CRISIS

Overall, 46% of respondents from South Wales Police said that their force has managed officers well during the COVID-19 crisis. This is lower than the proportion of respondents in the country as a whole where 49% said that their force has managed officers well during the COVID-19 crisis.

To what extent do you agree or disagree that your force has managed officers well during the COVID-19 crisis?



■ Disagree ■ Neither agree how disagree ■ Agree

Nationally, 78% of respondents said that their force had kept them up to date on COVID-19 related guidance. **83% of respondents from South Wales Police said that their force had kept them up to date on COVID-19 related guidance.**

36% of respondents from South Wales Police told us that they have received adequate training on the COVID-19 crisis from their force. In the service as a whole, 41% of respondents said that they have received adequate training on the COVID-19 crisis from their force.

	South Wales Police		England and Wales	
	Disagree	Agree	Disagree	Agree
My force has kept me up to date on COVID -19 related guidance	5%	83%	8%	78%
I have received adequate training on the COVID-19 crisis from my force	33%	36%	30%	41%
I have had access to adequate PPE when necessary during the COVID-19 crisis	35%	46%	34%	48%
I have had access to COVID-19 <i>antigen</i> testing via my force	45%	27%	42%	31%
I have had access to COVID-19 <i>antibody</i> testing via my force	69%	8%	62%	14%

In the service as a whole, 48% of respondents said that they have had access to adequate PPE compared to **46% of respondents from South Wales Police told us that they have had access to adequate PPE when necessary during the COVID-19 crisis.**

27% of respondents from South Wales Police said that they have had access to *antigen*² testing via their force. Nationally, 31% of respondents said that they had access to *antigen* testing via their force.

In the service as a whole, 14% of respondents said that they have had access to *antibody*³ testing. **In South Wales Police 8% of respondents said that they have had access to *antibody* testing via their force⁴.**

² Antigen testing is used to detect whether an individual currently has COVID-19.

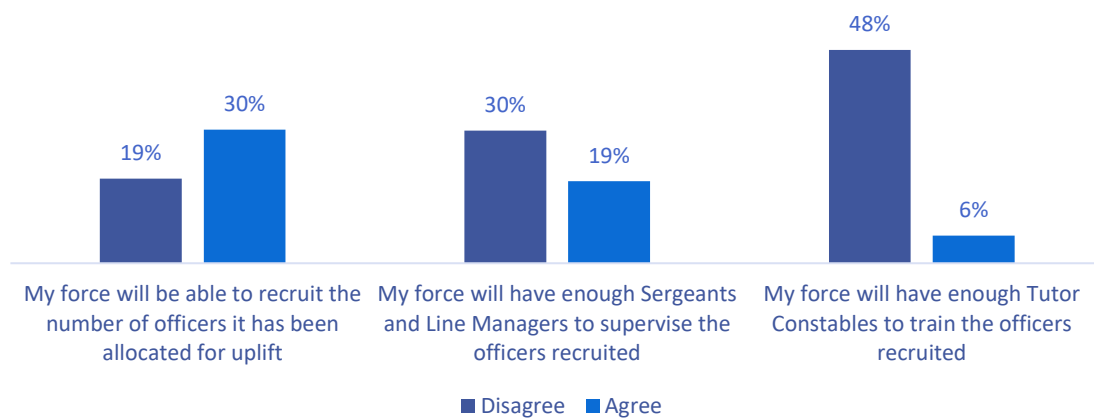
³ Antibody testing is used to detect whether an individual has previously had COVID-19.

⁴ When interpreting these results, it should be noted that only some officers from certain forces were able to access antibody testing due to participation in otherwise unrelated research, such as the Airwave study.

THE 20,000 OFFICER UPLIFT

30% of respondents from South Wales Police felt that their force will be able to recruit the number of officers they have been allocated for the uplift. This is less than the 33% of respondents nationally who felt that their force will be able to recruit the number of officers they have been allocated for the uplift.

My force will...



19% of respondents from South Wales Police felt that their force will have enough Sergeants/Line Managers to supervise all of the new officers it recruits. Overall, 16% of respondents nationally told us that their force will have enough Sergeants/Line Managers to supervise new officers; 45% of respondents felt that their force will not have enough Sergeants/Line Managers to supervise new officers.

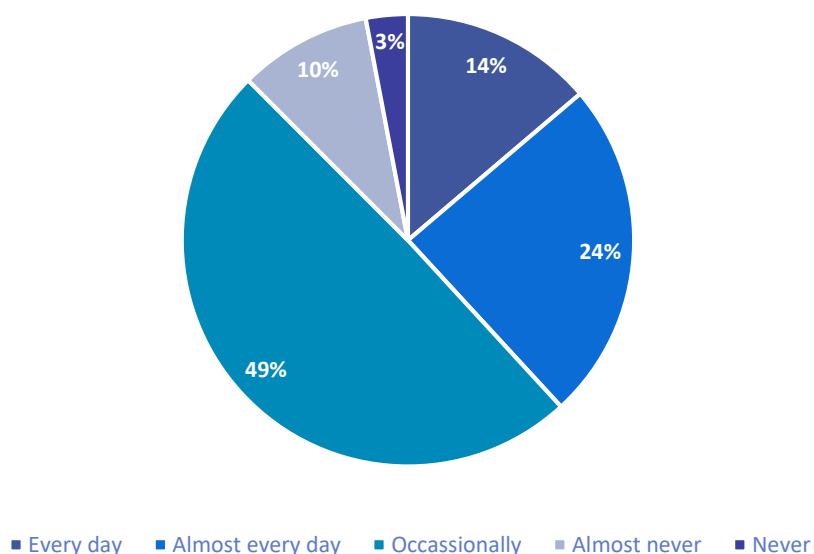
Nationally, 7% of respondents told us that their force will have enough Tutor Constables and 62% of respondents felt that their force will not have enough Tutor Constables to train all the new officers it recruits. **In South Wales Police, 6% of respondents told us that their force will have enough Tutor Constables to train all the new officers it recruits.**

PAY AND REMUNERATION

COST OF LIVING

38% of respondents from South Wales Police reported worrying about the state of their personal finances every day or almost every day. This is higher than the national figure for England and Wales as a whole, where 37% of respondents reported that they worried about their personal finances every day or almost every day.

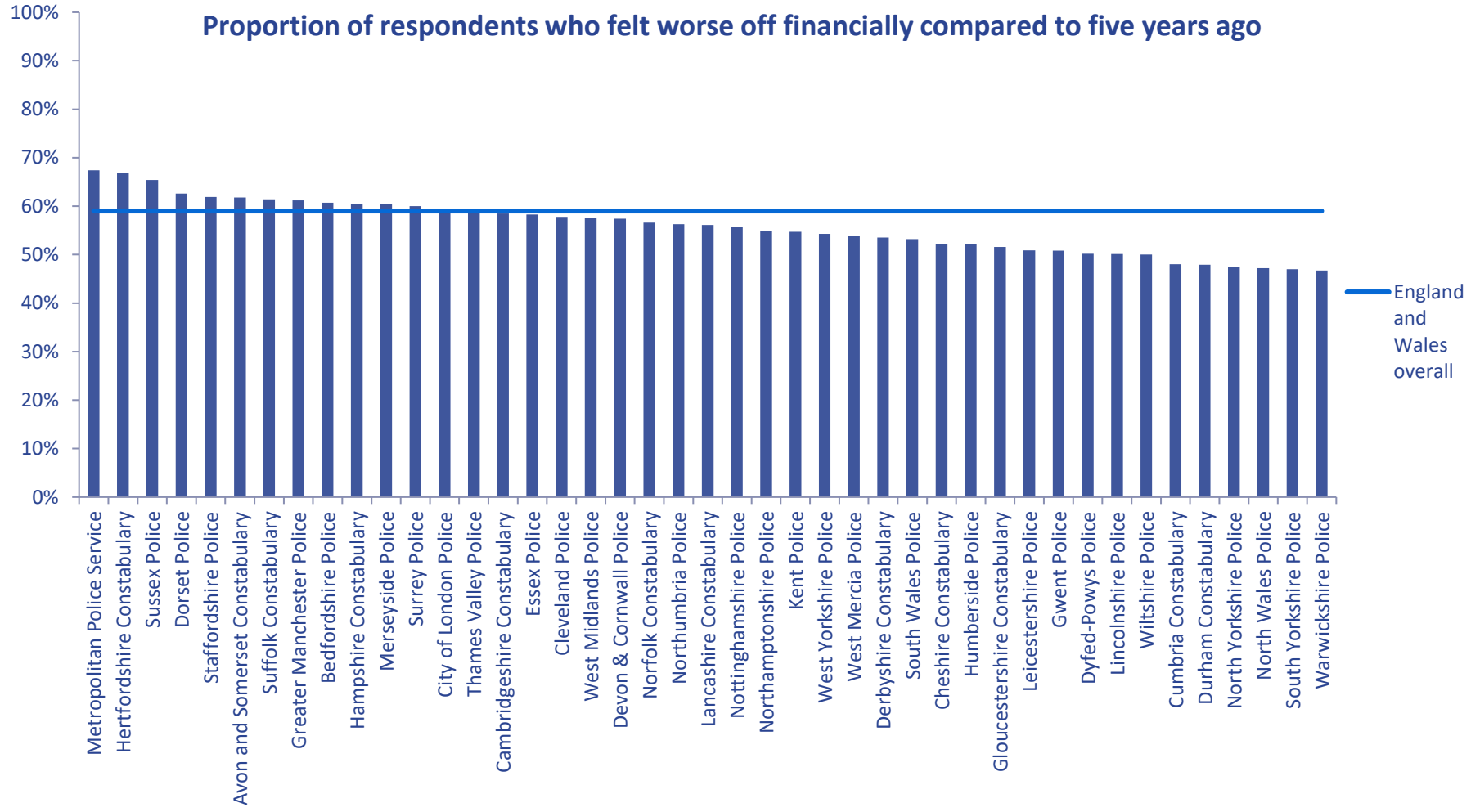
How often do you find yourself worrying about the state of your personal finances?



81% of respondents in South Wales Police said had that they had enough money to cover all of their essentials either every month or almost every month. In contrast, **7% reported never or almost never having enough money to cover their monthly essentials.** Nationally, the proportion of respondents who said they never or almost never had enough money to cover their essentials was 7%.

53% of respondents from South Wales Police felt that they were worse off financially than they were five years ago. This proportion is lower than the equivalent proportion for England and Wales as a whole, where 59% of respondents said that they were worse off financially than five years ago.

Proportion of respondents who felt worse off financially compared to five years ago



SATISFACTION WITH PAY

84% of respondents from South Wales Police told us that they do not feel that they are paid fairly for the stresses and strains they have within their job, and 77% said that they are not fairly paid for the hazards they faced within their role. Nationally, 86% of respondents said that they were not fairly paid for the stresses and strains of their job and 77% said that they were not fairly paid for the hazards they faced.

Comparison of 2020 and 2019 figures for perceptions of fair pay in South Wales Police is provided in the table below.

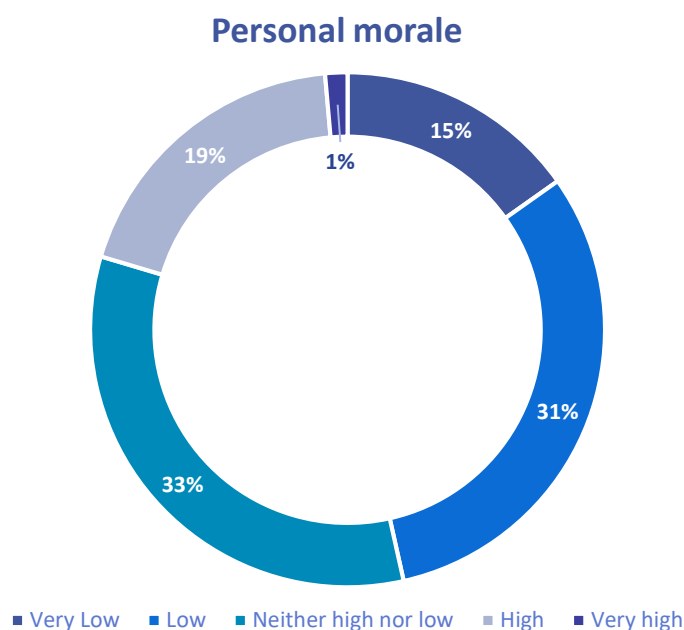
	2020	2019
Do not feel fairly paid for the stresses and strains of their job	84%	91%
Do not feel fairly paid for the hazard faced within their job	77%	86%

67% of respondents from South Wales Police said that they are dissatisfied with their overall remuneration (including basic pay and allowances) and 68% said that they are dissatisfied with their pensions. Comparison of 2020 and 2019 figures for pay and remuneration in South Wales Police is provided in the table below.

	2020	2019
Dissatisfied with total remuneration	67%	79%
Dissatisfied with pension	68%	74%

MORALE

47%⁵ of respondents from South Wales Police told us that their morale is either low or very low. This is smaller than the proportion of respondents in England and Wales as a whole who said that their personal morale was either low or very low, which this year was 48%.



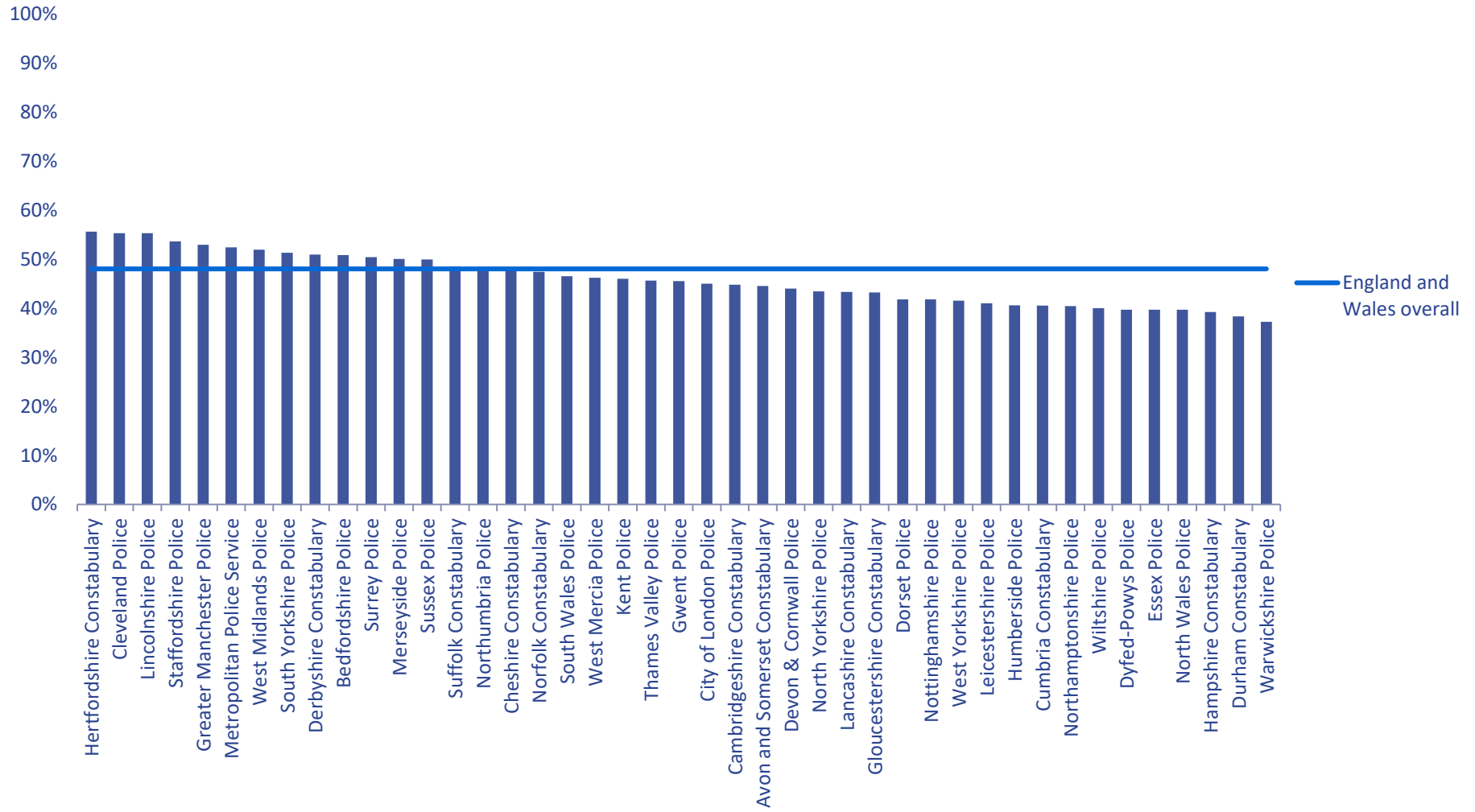
74% of respondents from South Wales Police felt that morale within the force is low or very low. Nationally, 75% of respondents said that morale within their force is low or very low.

Comparison of 2020 and 2019 figures for morale in South Wales Police are provided in the table below.

	2020	2019
Low or very low personal morale	47%	50%
Low or very low force morale	74%	83%

⁵ This is an aggregated proportion and may differ slightly from data in the figure below after rounding. For more information on aggregation of data, please see the Pay and Morale 2020 Technical Annex (R076/2020).

Proportion of respondents reporting low personal morale



REASONS FOR LOW MORALE

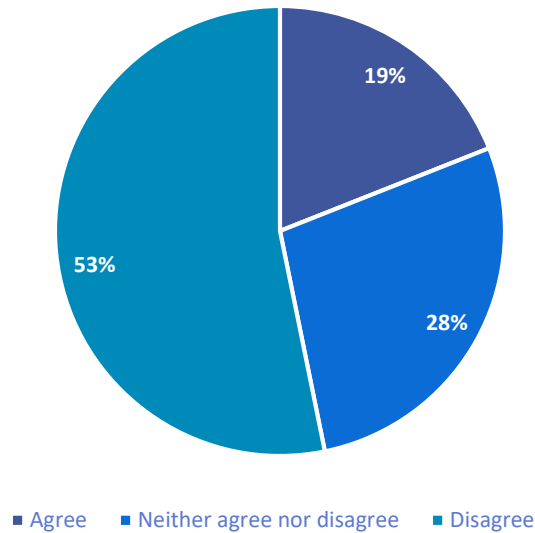
The survey asked respondents about the factors that had a positive or negative impact on their morale, the table below shows the proportion of respondents in South Wales Police who said a particular factor has had a negative impact upon their morale compared to the national figures.

	Negative impact on morale (South Wales Police)	Negative impact on morale (England and Wales)
Pay and benefits (including pension)	71%	73%
Workload and responsibilities	63%	66%
Work-life balance	59%	59%
Health and wellbeing	59%	58%
How the police as a whole are treated	90%	90%
The COVID-19 crisis	70%	65%
Your pension	73%	69%
The 20,000 officer uplift	10%	12%

ATTITUDES TOWARDS THE POLICE

53% of respondents from South Wales Police said that they did not feel valued within the police. This compares to 57% of respondents in England and Wales as a whole.

I feel valued in the police service

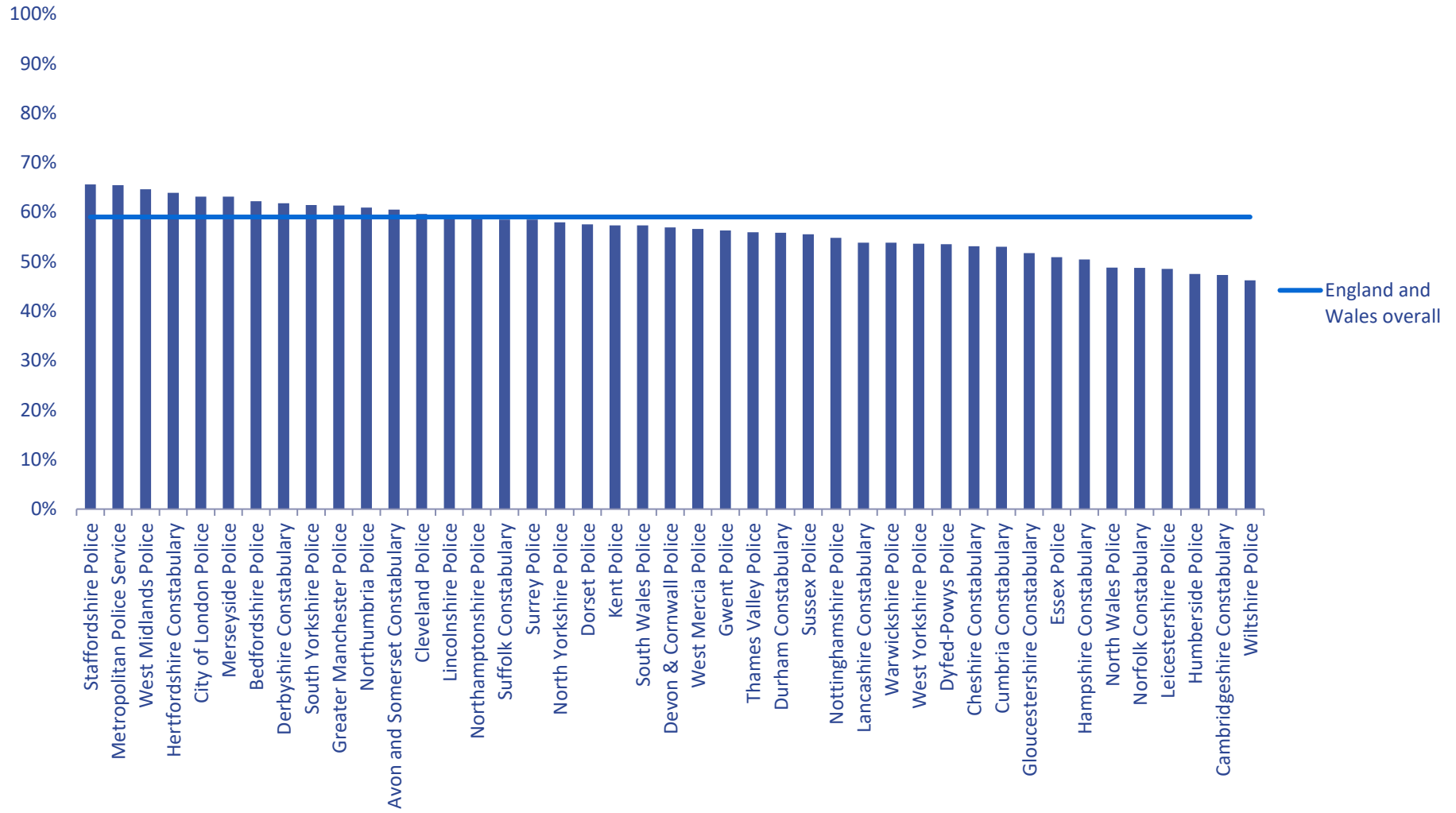


57% of respondents from South Wales Police said that they would not recommend joining the police to others. This is lower than the national figure, in England and Wales as a whole 59% of respondents said that they would not recommend joining the police.

Comparison of the 2020 and 2019 figures for attitudes towards the police in South Wales Police are provided in the table below.

	2020	2019
I would not recommend joining the police to others	57%	66%
I do not feel valued in the police	53%	64%

Proportion of respondents who would not recommend the police to others



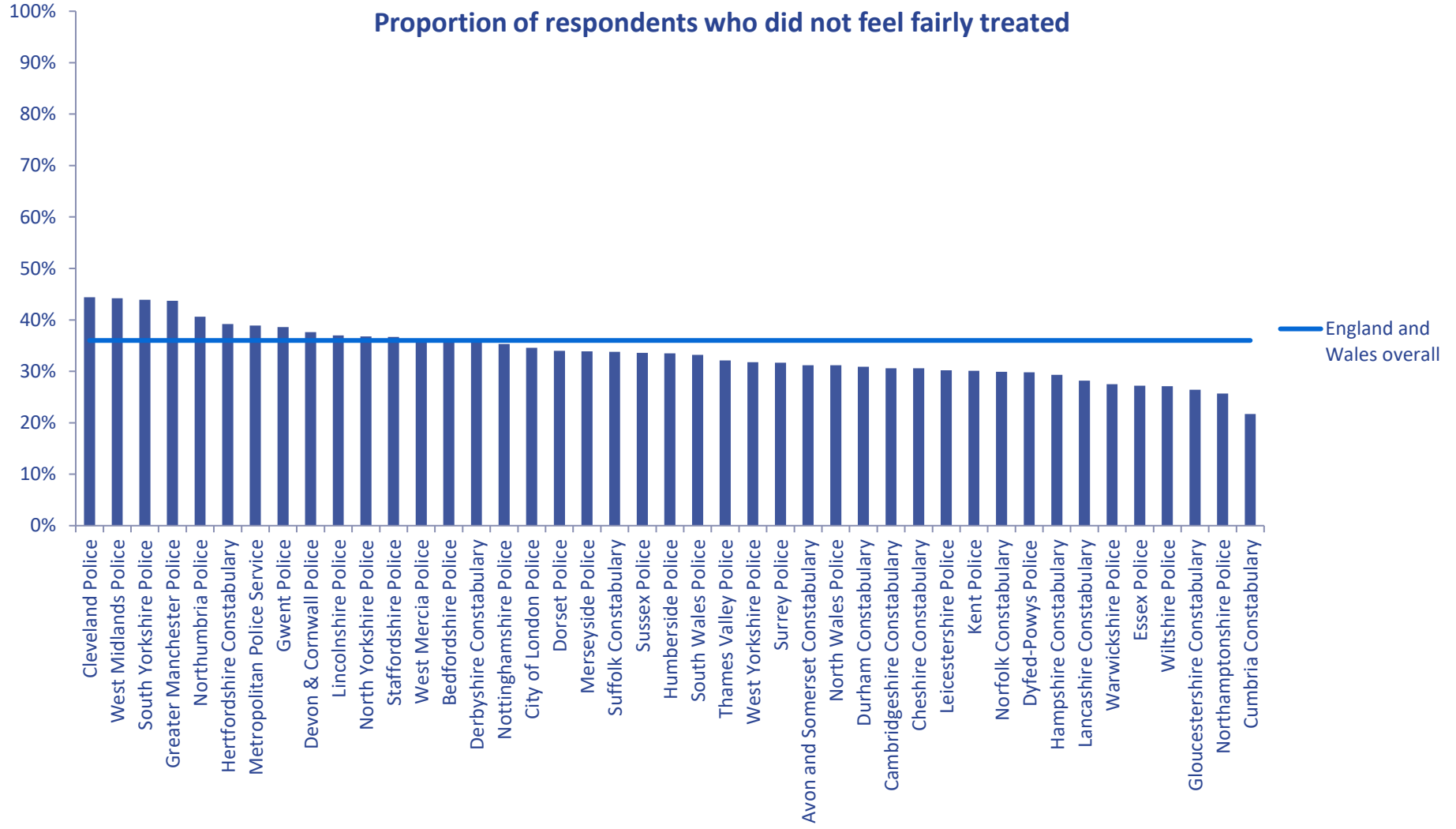
FAIR TREATMENT

33% of respondents from South Wales Police said that they are not treated fairly compared to 36% of respondents from South Wales Police who feel that they are treated fairly. Respondents in South Wales Police were as likely to say that they are treated fairly compared to England and Wales as a whole, where 36% said that they are treated fairly.

Comparison of 2020 and 2019 figures for fairness in South Wales Police are provided below.

	2020		2019	
	Disagree	Agree	Disagree	Agree
I am treated fairly	33%	36%	31%	38%

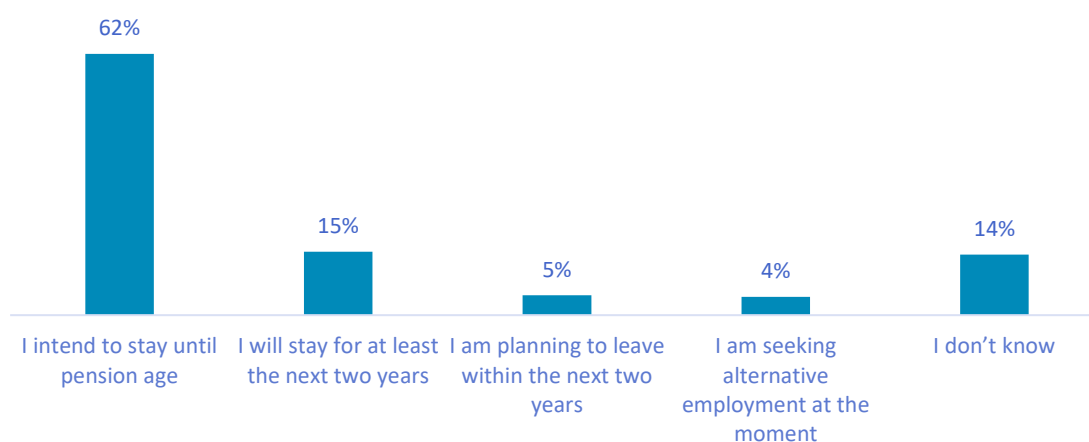
Proportion of respondents who did not feel fairly treated



INTENTION TO LEAVE

9% of respondents from South Wales Police told us that they had an intention to leave the police service either within the next 2 years or as soon as possible. In comparison, in England and Wales as a whole 10% of respondents said that they intended to leave either as soon as possible or within the next two years.

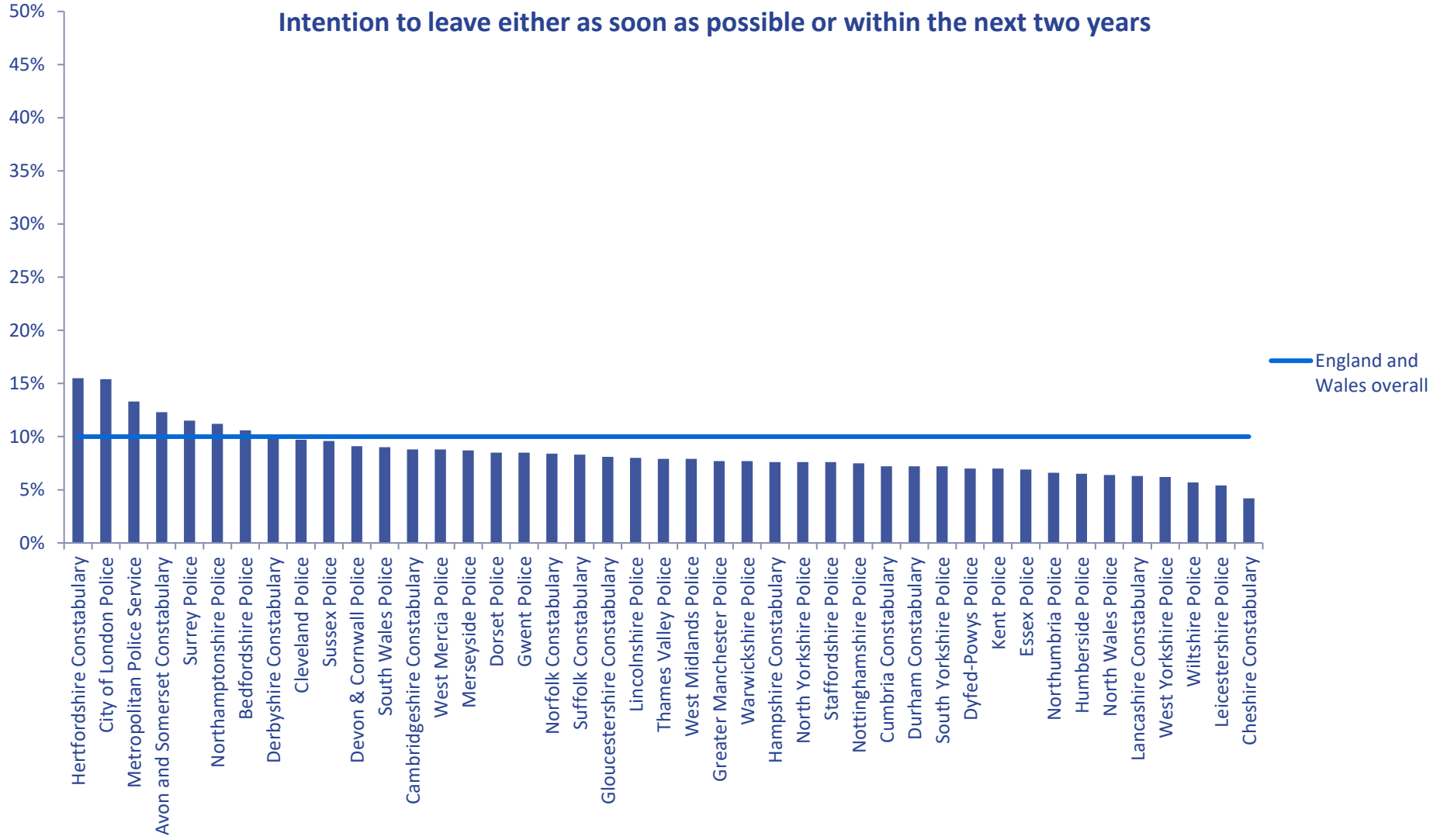
Intention to stay in or to leave the police service



Comparison of 2020 and 2019 figures for intention to leave within the next 2 years or as soon as possible in South Wales Police are provided in the table below.

	2020	2019
Intention to leave the police service within the next 2 years or as soon as possible	9%	9%

Intention to leave either as soon as possible or within the next two years



REASONS FOR INTENDING TO LEAVE THE POLICE SERVICE

Respondents who had said they intended to leave were asked to indicate the reasons behind this intention. The table below shows the proportion of respondents in South Wales Police who said that a particular factor has had a major effect on their intention to leave, compared to the national average.

Please be aware that respondents were able to choose more than one option therefore the figures provide below will not add up to 100%.

Factor	Major effect on intention to leave (South Wales Police)	Major effect on intention to leave (England and Wales)
The impact of your job on your family/personal life	56%	53%
Your morale	73%	72%
Your pay and benefits	57%	60%
Better job opportunities outside of the Police	53%	48%
The impact of the job on your health and wellbeing	65%	65%
Your workload and responsibilities	46%	45%
How the police as a whole are treated	65%	70%
The COVID-19 crisis	15%	11%
Your pension	56%	57%

NOTE FOR BRANCH BOARDS

Additional findings from the 2020 Pay and Morale survey are available on request from the Research and Policy department. Additional topics include, but are not limited to:

- Reasons for not applying for promotion
- Satisfaction with training and development
- Engagement (including pride in the police)
- Perceptions of fair pay (e.g. in relation to the hazards or stresses on the job)

The findings of the survey can also be broken down in more detail in terms of different demographic groups, such as rank, role or length of service. However please be aware that we can only go into a certain level of detail with this demographic data in order to preserve respondents' confidentiality.

Branch Boards wishing to obtain further information in a certain area can contact ResearchandDataCollection@polfed.org to discuss their requirements. The Research and Policy Department only has one member of staff responsible for these data requests therefore please bear this in mind in terms of turnaround times and the amount of data you request.

All other interested parties should speak to their local Police Federation Branch Board in the first instance.